

OLDHAM COUNTY POLICE DEPARTMENT



2017 ANNUAL REPORT

OVERVIEW OF OLDHAM COUNTY POLICE DEPARTMENT

Oldham County, Kentucky (population 66,415, 2017 U.S. Census Bureau) is located 20 miles northeast of Metropolitan Louisville, Kentucky and encompasses approximately 187 square miles. The Oldham County Police Department (OCPD) has 32 sworn officers, 3 civilian administrative personnel, and provides primary policing services to all areas within Oldham County except for the city of LaGrange (secondary coverage), which have their own police department. OCPD is structured as follows: chief; two majors; four sergeants; four detectives; 18 patrol officers and three school resource officers (SROs). The School Resource Officer Program is a cooperative effort between the OCPD and the Oldham County Board of Education (jointly shared financial initiative). SROs are fulltime sworn police officers assigned to and are a resource for all of the Oldham County elementary, middle and high schools for the entire school year. They are reassigned as needed by the department during school breaks. OCPD also has a Special Response Team (SRT), a Collision Reconstruction Team, a K-9 officer, Honor Guard, and a Hostage Negotiator.

OCPD operates seven days a week, 24 hours a day utilizing three shifts. OCPD staffing assignments for each shift are as follows: five officers and one sergeant from 7 a.m. to 3 p.m.; eight officers and one sergeant from 3 p.m. to 11 p.m. and five officers and one sergeant from 11 p.m. to 7 a.m. Hours for OCPD detectives vary, depending upon need. The K-9 officer is assigned to first shift patrol and conducts activities with his partner Anouk. Minimum required staffing for each shift is: two officers from 7 a.m. to 3 p.m.; three officers from 3 p.m. to 11 p.m.; and two officers from 11p.m. to 7 a.m. In 2017, approximately 36% of the shifts were at the minimum level.

This report will provide a summary of Oldham County Police Department data for calendar year 2017 (January 1, 2017 – December 31, 2017). This data reflects the efforts and activities of police department personnel on behalf of the community.

DATA SUMMARY

Dispatched Calls for Service

During calendar year 2017, the Oldham County Police Department responded to 13,538 dispatched calls for service. Of these dispatched calls, 2,528 (19%) required a two police vehicle response. The most common dispatched calls for service are detailed in the table below.

OCPD 2017 Most Common Calls for Service

<i>Vehicle Collisions</i>	1034	<i>Burglary Responses</i>	819
<i>Checks</i>	798	<i>Motorist Assists</i>	602
<i>Suspicious Person/Vehicle</i>	556	<i>Vehicle Complaints</i>	480
<i>Disorders</i>	377	<i>Domestic Violence</i>	299
<i>Traffic Control</i>	233	<i>EMS Assists</i>	139
<i>Loud Noise</i>	128	<i>Assist Other Agencies</i>	126
<i>Suicides</i>	121		

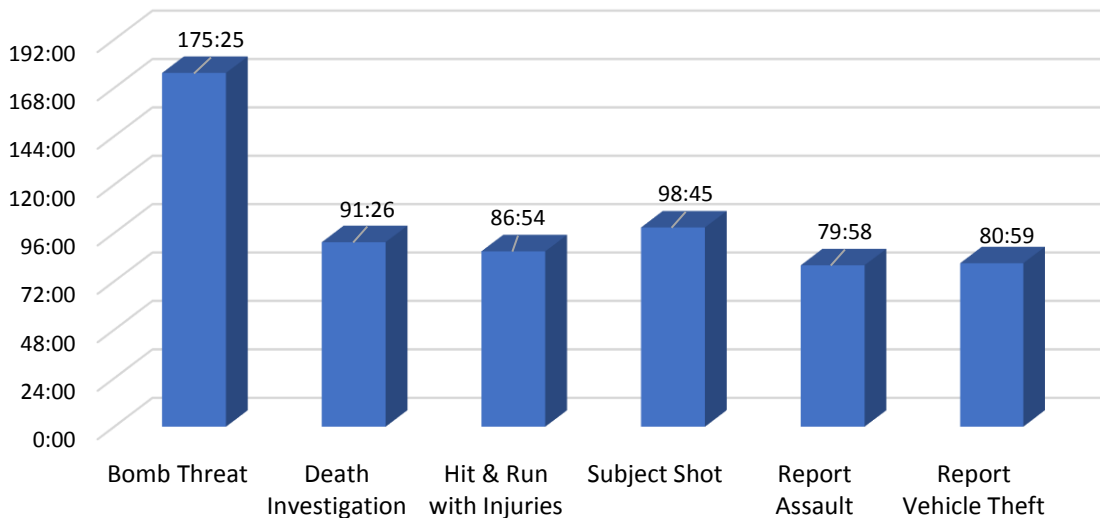
For all dispatched calls (regardless of priority), the average time for a OCPD vehicle to receive a dispatch and be enroute to the scene is 45 seconds and be on the scene in 11 minutes, 15 seconds. The highest time for calls for service is Fridays from 2 p.m. to 5 p.m. and on Fridays and Saturdays from 7 p.m. to 10 p.m. For the highest priority calls for service, the average time for a OCPD vehicle to receive a dispatch and be enroute to the scene is 18 seconds and be on the scene in 7 minutes, 26 seconds. Reflected in the table below are examples of dispatched calls and the times for an OCPD vehicle to be enroute to the scene, be on the scene, and time spent by officer(s) at the scene.

Calls for Service	OCPD Enroute	OCPD Arrive at Scene	OCPD Time Spent at Scene
Auto Crash with Injuries	14 secs	6 mins, 22 secs	56 mins, 23 secs
Robbery in Progress	7 secs	7 mins, 55 secs	1 hr, 4 mins, 11 secs
Wanted Person, Felony	2 secs	7 mins, 25 secs	53 mins, 25 secs
Domestic Violence in Progress	22 secs	9 mins, 33 secs	42 mins, 28 secs
Sexual Assault Not in Progress	17 secs	11 mins, 11 secs	1 hr, 1 min, 47 secs
Burglary in Progress	16 secs	7 mins, 42 secs	25 mins, 36 secs
Assist Other Unit/Agency	2 mins, 37 secs	14 mins, 26 secs	41 mins, 4 secs
Domestic Violence Not in Progress	25 secs	13 mins, 22 secs	43 mins, 51 secs
Missing Person, Juvenile	57 secs	13 mins, 53 secs	1 hr, 7 mins, 12 secs
Auto Crash No Injuries	29 secs	11 mins, 45 secs	43 mins, 7 secs
Report, Drug Activity	24 secs	11 mins, 23 secs	33 mins, 54 secs
Report, Shoplifter	25 secs	10 mins, 15 secs	45 mins, 20 secs
Report, Burglary	1 min, 21 secs	16 mins, 42 secs	56 mins, 13 secs
Report, Theft	1 min, 33 secs	14 mins, 42 secs	52 mins, 56 secs

Examples of calls requiring the most time spent by OCPD at the scene are listed in the chart below.

Time Spent at Scene by OCPD

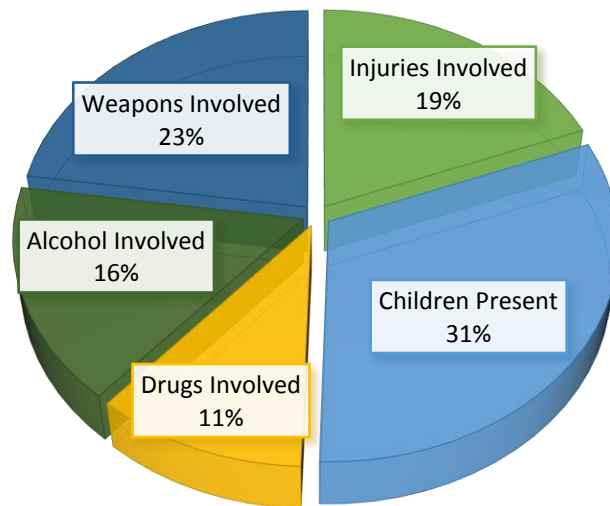
**in Minutes & Seconds*



Police Reports and Citations

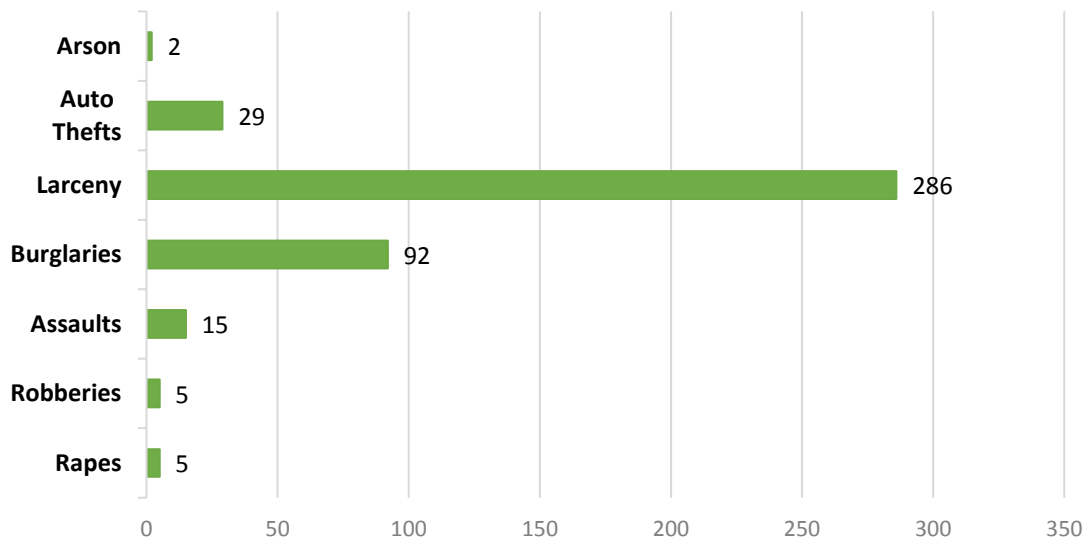
In 2017, the Oldham County Police Department (OCPD) took 2,895 total reports. Of the total reports, 895 were for collisions, 836 were for crimes, and 418 were JC-3 reports. According to Kentucky law, law enforcement shall use a JC3 report (Child Abuse, Adult Abuse, and Domestic Abuse Standard Report form) to document information and injuries related to a victim of domestic or dating violence, known or suspected child abuse or neglect or the abuse or neglect of an elderly or disabled adult. Of the 418 JC-3 reports, 89% did not involve an arrest. More detailed information regarding the JC-3 reports is listed in the chart below.

2017 OCPD JC-3 REPORT TOTALS



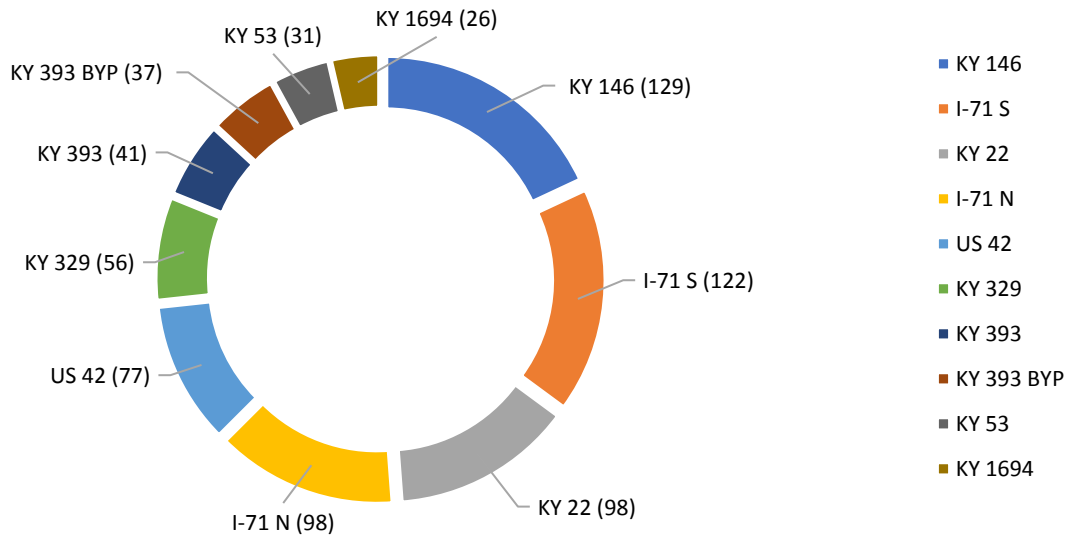
Of the 836 crime reports, there were No Murders/Homicides in 2017. Totals for other types of crimes are noted in the chart below (chart below does not equal total crime reports because it does not reflect all crime categories).

2017 Oldham County Police Crime Totals



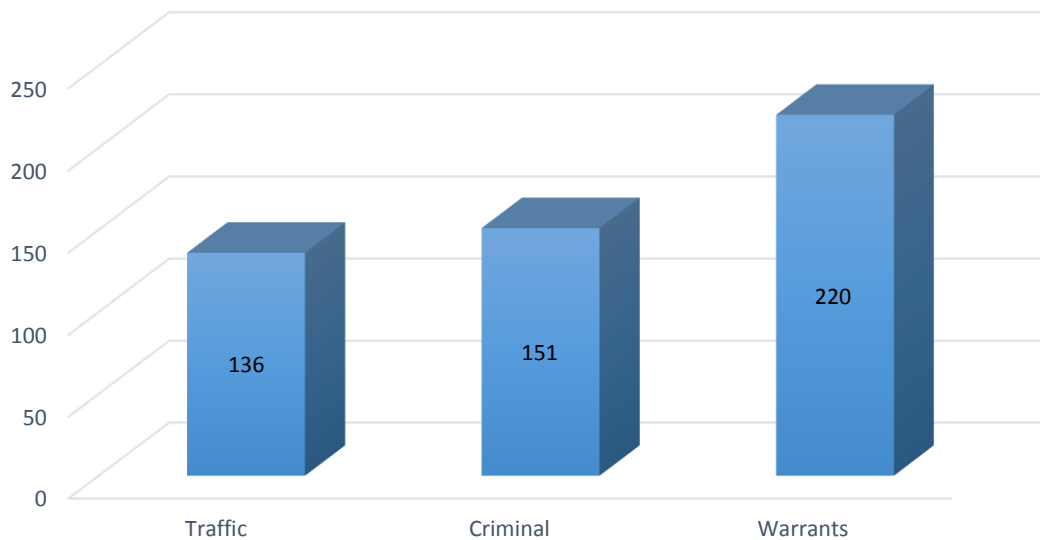
Of the 895 collisions reported, 5% (48) involved commercial vehicles, 14% (129) involved property damage, 17% (152) involved injuries and four were fatal collisions. The top ten locations in Oldham County for roadway collisions are noted in the chart below.

2017 Oldham County Top Ten Roadway Collision Locations



In 2017, OCPD detectives investigated 345 cases and submitted 656 supplemental reports. These totals for the detectives do not reflect the multiple contacts and activities required for each case investigated. Additionally, OCPD issued 3,240 traffic citations, 2,172 traffic warnings/courtesies, and made 507 arrests for traffic charges, criminal charges, and warrants served. Of the traffic and criminal arrests, 111 involved drug and alcohol charges.

2017 OCPD Arrests By Major Category



When OCPD officers (primarily patrol officers) are not responding to calls for service they perform a number of self-initiated activities tracked within the department as e-calls. In 2017, officers initiated 22,435 e-calls. The most common e-calls performed are noted in the chart below.

OCPD 2017 Self-Initiated Activities			
Area Neighborhood Checks	8,366	Business Checks	7,211
Vacation Checks	832	Traffic Complaints	485
Welfare Checks	249	Assist Other Agencies	361

During 2017, OCPD vehicles drove over 445,900 miles while serving the community and were involved in six vehicle pursuits. Of these six, four were terminated for various reasons and two ended in collisions. Additionally, in 2017 there were eight use of force incidents by OCPD officers. Of these eight, seven were weaponless (use of hand only) and one involved a Taser deployment. In five of these use of force incidents, the suspects were charged with drug-related offenses.

For More Information or Questions please contact:

OLDHAM COUNTY POLICE DEPARTMENT
1855 North Highway 393
LaGrange, Kentucky 40031
Office (502) 222-1300 / FAX (502) 222-5490

<http://www.oldhamcountypolice.com/>